



S1143



zoom

Available in: English

The risk is great if you wear the wrong respirator.

This Outline demonstrates why the correct procedures, application and care of respirators are very serious matters. Besides identifying government mandated programs employers must maintain for employee protection against breathing polluted air, the Outline highlights the purpose of different respirators in various situations and the tests and checks necessary to ensure their safety use by employees.



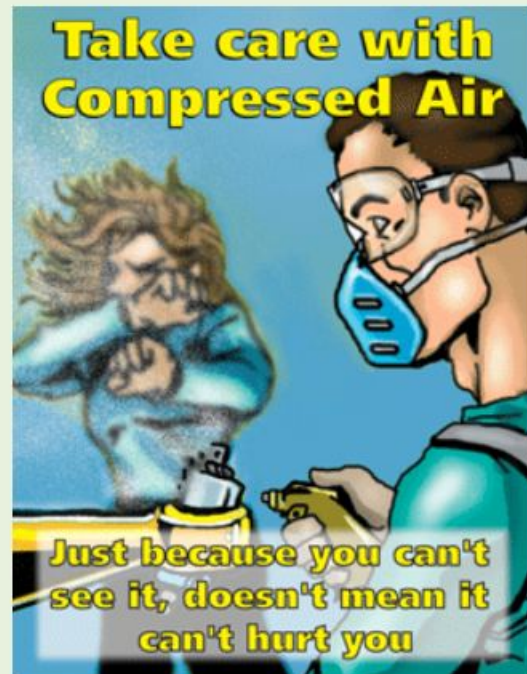
164

zoom

Available in: English

Use the right tool and breath easier.

This is a focused Outline explaining how to select suitable respirators for specialized jobs. Guidance, pertaining to the physical abilities needed by workers chosen for these jobs, is also included. Finally, if your company does not have a written program setting out the circumstances where respirators must be used, then this is surely for you. PPE is self-defence.



98

zoom

Available in: English, Spanish

Just because you can see it, doesn't mean it can't hurt you.

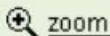
This is a great Outline depicting hazards associated with the careless use of pneumatic power tools. It not only identifies dangers faced by the misuse of compressed air tools but names specific safety precautions that must always be present when working with such equipment. If you really value safety, this is a MUST HAVE SUMMATION.

BE AWARE OF ASBESTOS HAZARDS



**UNDERSTAND THE RISKS
AND PROTECT YOUR LUNGS**

74



[zoom](#)


Available in: English

Beware of asbestos hazards...understand the risks and protect your lungs.

Symptoms of lung cancer, caused by breathing asbestos fibers, may not appear until many years after exposure, but they will. It is vital that management provides leadership so employees understand the dangers and take necessary care when working with asbestos. This Outline is brutally frank when discussing endangerment; you too should be as candid when discussing asbestos with workers.



73

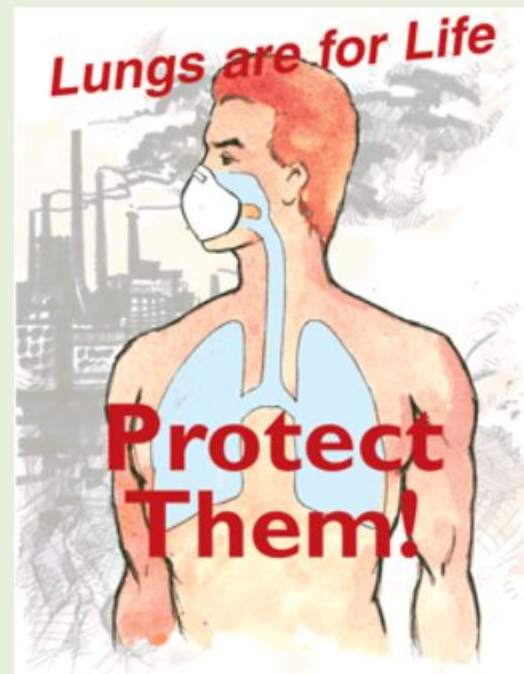


[zoom](#)


Available in: English

Help avoid contaminating the air. Keep it safe for all.

Introduce workers to potential sources of airborne contaminants, then specify the approach management takes to ensure that your workplace air quality is like breathing...you never want it to stop. To help employees avoid contaminating the air, a catalogue of 'do's and don'ts' is provided and management's responsibilities should ensure employees 'do the do's, not the don'ts'.



33



[zoom](#)

Available in: English

Lungs are for Life. Protect them.

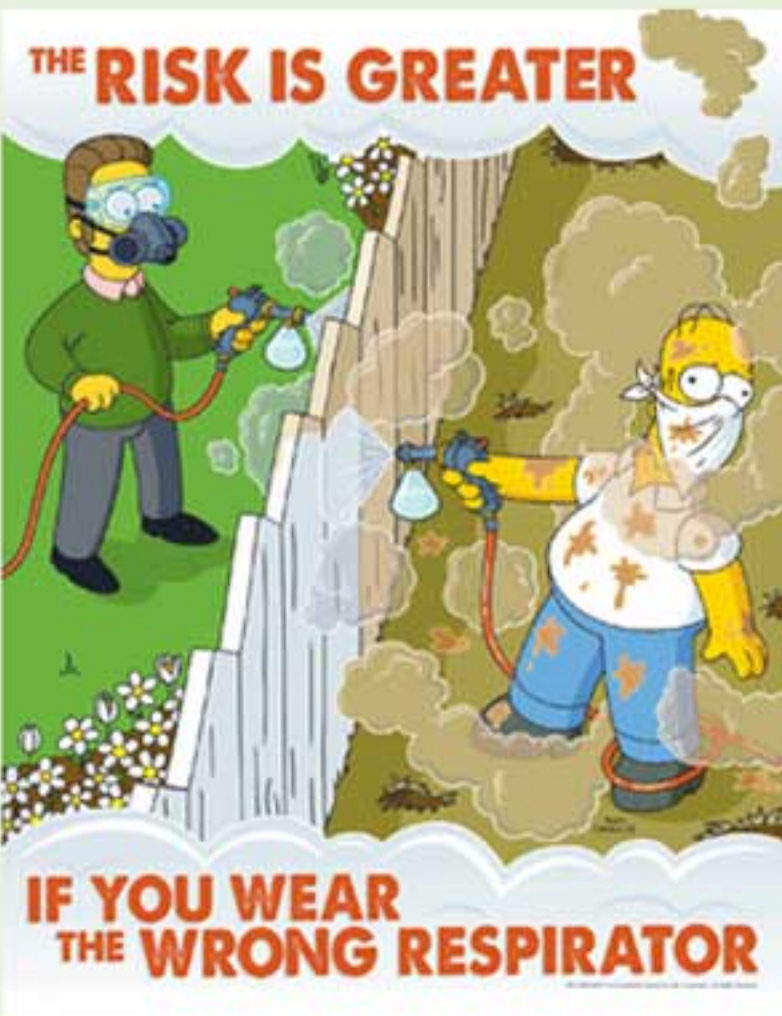
'Google' the phrase, 'Lungs are for life', and you will get many answers. Most are about stopping smoking. But this Outline tells you more. Everyone should know...continuous exposure to airborne pollutants such as harmful dust, fumes, mists, smoke, sprays or vapours can also kill you. Educate you employees how respirators can prevent this.

#S1143

The risk is great if you wear the wrong respirator.

**CLICK TO REQUEST
FREE SAMPLE**

Available in: English



Wall Posters

Place Respiratory Safety Wall Posters at strategic points in your facility to publicize the theme of the month in a short visual message. 11' x 17' Safety Bulletin Posters go into more detail, offering valuable safety tips. We also have Frames available for all sizes.

Traditional Graphic Poster Sizes: 15'x20' and 11'x17'
Simpson Poster Sizes: 17'x22' and 11'x17'

Table Tents

Place Respiratory Safety table tents in your lunch room and break rooms so your employees can read the safety message on their own time. One of the panels has the repeated topic graphic, and the other 2 sides have supporting text and images.



Size: 8' in height

Employee Safety Cards and Quizzes

Respiratory Safety Employee Safety Cards match the poster theme of the month, and contain summary information to match your Safety Meeting Outline. The Respiratory Safety Scratch Off Quizzes ensure everyone was paying attention. Like a lottery ticket, they create excitement in the safety meeting. When handed back in, they provide a record of who attended the session.



Employee Safety Card Size: 4 Pages Folded to 3.5'x5'
Scratch off Quiz Card Size: 3.5'x5'

Safety Meeting Outlines

Safety Respiratory Safety Meeting Outlines contain a complete guideline for your supervisors to run a productive and motivating meeting-step by step. There is space provided for you to customize and add your own notes. It will help you keep your meeting on schedule and on topic.

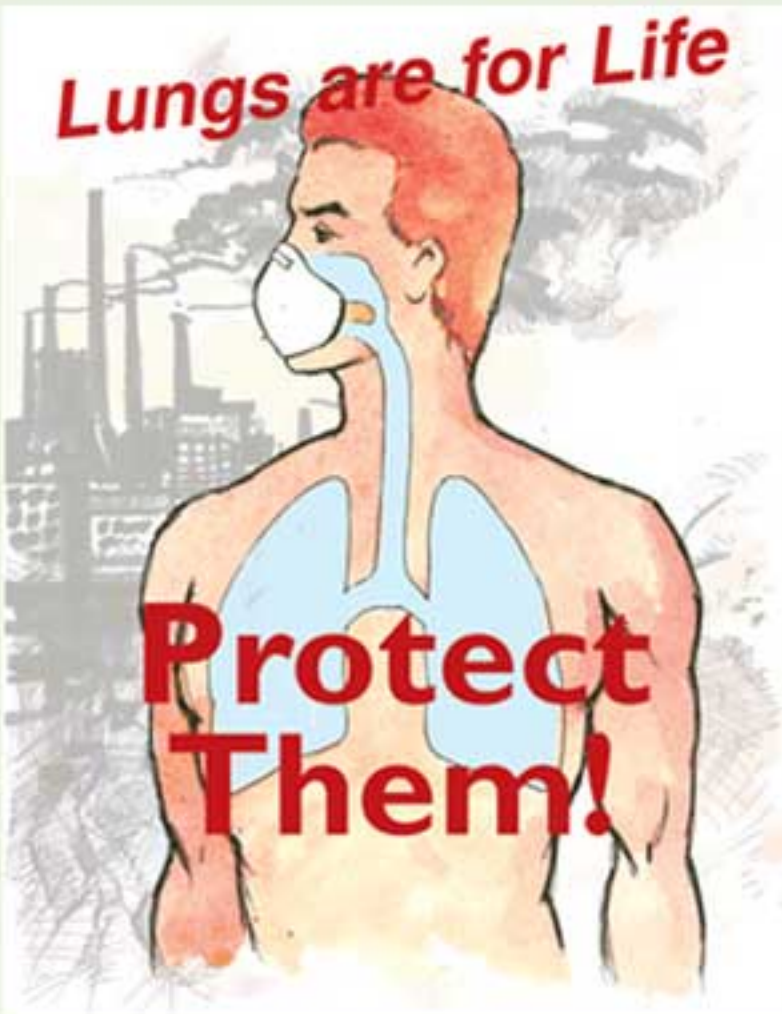


Size: 4 pages folded to 8.5' x 11'

Available in: English

Lungs are for Life

Protect Them!



Wall Posters

Place Respiratory Safety Wall Posters at strategic points in your facility to publicize the theme of the month in a short visual message. 11' x 17' Safety Bulletin Posters go into more detail, offering valuable safety tips. We also have Frames available for all sizes.

Traditional Graphic Poster Sizes: 15'x20' and 11'x17'
Simpson Poster Sizes: 17'x22' and 11'x17'

Table Tents

Place Respiratory Safety table tents in your lunch room and break rooms so your employees can read the safety message on their own time. One of the panels has the repeated topic graphic, and the other 2 sides have supporting text and images.



Size: 8' in height

Employee Safety Cards and Quizzes

Respiratory Safety Employee Safety Cards match the poster theme of the month, and contain summary information to match your Safety Meeting Outline. The Respiratory Safety Scratch Off Quizzes ensure everyone was paying attention. Like a lottery ticket, they create excitement in the safety meeting. When handed back in, they provide a record of who attended the session.



Employee Safety Card Size: 4 Pages Folded to 3.5'x5'
Scratch off Quiz Card Size: 3.5'x5'

Safety Meeting Outlines

Safety Respiratory Safety Meeting Outlines contain a complete guideline for your supervisors to run a productive and motivating meeting-step by step. There is space provided for you to customize and add your own notes. It will help you keep your meeting on schedule and on topic.



Size: 4 pages folded to 8.5' x 11'

Available in: English, Spanish

Take care with Compressed Air

Just because you can't see it, doesn't mean it can't hurt you

Just because you can't see it, doesn't mean it can't hurt you

Caution: used pneumatic power tools are highly hazardous. Always follow these safety rules:

- Wear the proper protective equipment.
- Check that hose connections are correct.
- Make connections tightly and protected from strong impacts or damage.
- Do not point the hose in a tripping hazard.
- Never use compressed air to blow dirt or dirt from clothing.
- Never shoot compressed air at exposed skin or point it towards others.
- Never step on air-powered tool or the hose or pull it the back to disconnect it.
- Only use lock-out/tag-out equipment for the program or which they are designed.
- Before using tools, make sure you have good footing and a safe back angle.
- Keep the workplace fully lit so you can see and have clear stopping barriers.

Wall Posters

Place Respiratory Safety Wall Posters at strategic points in your facility to publicize the theme of the month in a short visual message. 11' x 17' Safety Bulletin Posters go into more detail, offering valuable safety tips. We also have Frames available for all sizes.

Traditional Graphic Poster Sizes: 15'x20' and 11'x17'
Simpson Poster Sizes: 17'x22' and 11'x17'

Table Tents

Place Respiratory Safety table tents in your lunch room and break rooms so your employees can read the safety message on their own time. One of the panels has the repeated topic graphic, and the other 2 sides have supporting text and images.



Size: 8' in height

Employee Safety Cards and Quizzes

Respiratory Safety Employee Safety Cards match the poster theme of the month, and contain summary information to match your Safety Meeting Outline. The Respiratory Safety Scratch Off Quizzes ensure everyone was paying attention. Like a lottery ticket, they create excitement in the safety meeting. When handed back in, they provide a record of who attended the session.

**Take care with
Compressed Air**

Just because you can't see it, doesn't mean it can't hurt you

Take care with Compressed Air

Just because you can't see it, doesn't mean it can't hurt you

Caution: used pneumatic power tools are highly hazardous. Always follow these safety rules:

- Wear the proper protective equipment.
- Check that hose connections are correct.
- Make connections tightly and protected from strong impacts or damage.
- Do not point the hose in a tripping hazard.
- Never use compressed air to blow dirt or dirt from clothing.
- Never shoot compressed air at exposed skin or point it towards others.
- Never step on air-powered tool or the hose or pull it the back to disconnect it.
- Only use lock-out/tag-out equipment for the program or which they are designed.
- Before using tools, make sure you have good footing and a safe back angle.
- Keep the workplace fully lit so you can see and have clear stopping barriers.

Employee Safety Card Size: 4 Pages Folded to 3.5'x5'
Scratch off Quiz Card Size: 3.5'x5'

Safety Meeting Outlines

Safety Respiratory Safety Meeting Outlines contain a complete guideline for your supervisors to run a productive and motivating meeting-step by step. There is space provided for you to customize and add your own notes. It will help you keep your meeting on schedule and on topic.



Size: 4 pages folded to 8.5' x 11'

Available in: English



Wall Posters

Place Respiratory Safety Wall Posters at strategic points in your facility to publicize the theme of the month in a short visual message. 11' x 17' Safety Bulletin Posters go into more detail, offering valuable safety tips. We also have Frames available for all sizes.

Traditional Graphic Poster Sizes: 15'x20' and 11'x17'
Simpson Poster Sizes: 17'x22' and 11'x17'

Table Tents

Place Respiratory Safety table tents in your lunch room and break rooms so your employees can read the safety message on their own time. One of the panels has the repeated topic graphic, and the other 2 sides have supporting text and images.



Size: 8' in height

Employee Safety Cards and Quizzes

Respiratory Safety Employee Safety Cards match the poster theme of the month, and contain summary information to match your Safety Meeting Outline. The Respiratory Safety Scratch Off Quizzes ensure everyone was paying attention. Like a lottery ticket, they create excitement in the safety meeting. When handed back in, they provide a record of who attended the session.



Employee Safety Card Size: 4 Pages Folded to 3.5'x5'
Scratch off Quiz Card Size: 3.5'x5'

Safety Meeting Outlines


Safety Respiratory Safety Meeting Outlines contain a complete guideline for your supervisors to run a productive and motivating meeting-step by step. There is space provided for you to customize and add your own notes. It will help you keep your meeting on schedule and on topic.



Size: 4 pages folded to 8.5' x 11'

Available in: English

BE AWARE OF ASBESTOS HAZARDS



UNDERSTAND THE RISKS AND PROTECT YOUR LUNGS



Employee Safety Cards and Quizzes

Respiratory Safety Employee Safety Cards match the poster theme of the month, and contain summary information to match your Safety Meeting Outline. The Respiratory Safety Scratch Off Quizzes ensure everyone was paying attention. Like a lottery ticket, they create excitement in the safety meeting. When handed back in, they provide a record of who attended the session.



Employee Safety Card Size: 4 Pages Folded to 3.5'x5'
Scratch off Quiz Card Size: 3.5'x5'

Wall Posters

Place Respiratory Safety Wall Posters at strategic points in your facility to publicize the theme of the month in a short visual message. 11' x 17' Safety Bulletin Posters go into more detail, offering valuable safety tips. We also have Frames available for all sizes.

Traditional Graphic Poster Sizes: 15'x20' and 11'x17'
Simpson Poster Sizes: 17'x22' and 11'x17'

Table Tents

Place Respiratory Safety table tents in your lunch room and break rooms so your employees can read the safety message on their own time. One of the panels has the repeated topic graphic, and the other 2 sides have supporting text and images.



Size: 8' in height

Safety Meeting Outlines

Safety Respiratory Safety Meeting Outlines contain a complete guideline for your supervisors to run a productive and motivating meeting-step by step. There is space provided for you to customize and add your own notes. It will help you keep your meeting on schedule and on topic.



Size: 4 pages folded to 8.5' x 11'

Available in: English



Wall Posters

Place Respiratory Safety Wall Posters at strategic points in your facility to publicize the theme of the month in a short visual message. 11' x 17' Safety Bulletin Posters go into more detail, offering valuable safety tips. We also have Frames available for all sizes.

Traditional Graphic Poster Sizes: 15'x20' and 11'x17'
Simpson Poster Sizes: 17'x22' and 11'x17'

Table Tents

Place Respiratory Safety table tents in your lunch room and break rooms so your employees can read the safety message on their own time. One of the panels has the repeated topic graphic, and the other 2 sides have supporting text and images.



Size: 8' in height

Employee Safety Cards and Quizzes

Respiratory Safety Employee Safety Cards match the poster theme of the month, and contain summary information to match your Safety Meeting Outline. The Respiratory Safety Scratch Off Quizzes ensure everyone was paying attention. Like a lottery ticket, they create excitement in the safety meeting. When handed back in, they provide a record of who attended the session.



Employee Safety Card Size: 4 Pages Folded to 3.5'x5'
Scratch off Quiz Card Size: 3.5'x5'

Safety Meeting Outlines

Safety Respiratory Safety Meeting Outlines contain a complete guideline for your supervisors to run a productive and motivating meeting-step by step. There is space provided for you to customize and add your own notes. It will help you keep your meeting on schedule and on topic.



Size: 4 pages folded to 8.5' x 11'

The Message Is Inescapable



www.worksafetyolutions.com.au

Tel: (02) 9280 4174