

S1111



zoom

Available in: English, Spanish

But I'm a Wizard at taking shortcuts!

Locks and tag warnings should always be respected and NEVER removed from equipment, except by the person who put them there. This statement makes so much sense, it shouldn't need explaining...BUT IT DOES. Study our 8 simple rules to ensure workers understand and follow them to prevent unexpected machinery or equipment start-ups. If in doubt, check it out!




2037

zoom

Available in: English, French, Spanish

Lockout / Tagout - The safe way to avoid the release of unwanted hazardous energy.

Here employees learn 'safe ways' to prepare a machine for maintenance and recognize how dormant energy sources can remain in a machine disconnected from a power source. The hazard safety procedures included will give machine operators confidence in the company's Lockout / Tagout rules specifically designed for the safety of everybody in the workplace.



224

zoom

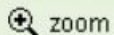
Available in: English

Work safely...Locks are there to protect you.

Warnings and safety rules are set out here in a simple, concise way. The emphasis in the Outline focuses on understanding and obeying them, especially when equipment is being serviced. Make sure employees really understand the plant's Lockout/Tagouts procedures are there for their safety and that danger lurks everywhere, if not respected.



180

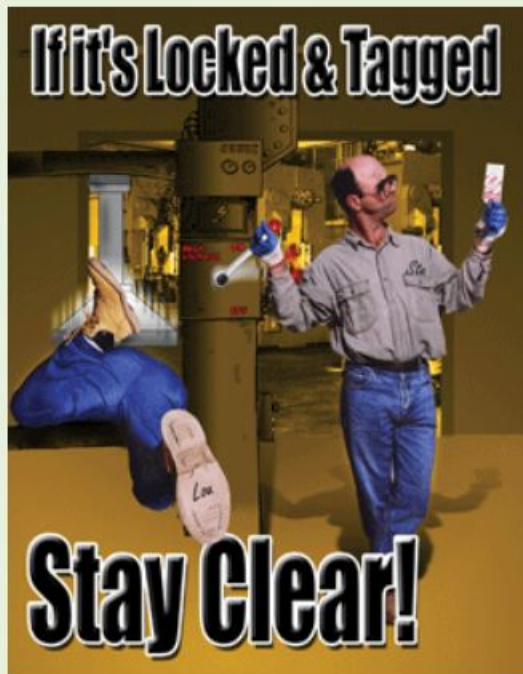


[zoom](#)

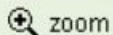
Available in: English

Was it really an accident?

Everyone is sorry it happened but if locks and tag rules had been respected...??? This Outline emphasizes, that stupidity or carelessness is never an excuse when dealing with hazardous energy sources. The information contained here about a company's maintenance control programs, together with rules for the affected workers, is priceless. Only fools break safety rules.



150




[zoom](#)


Available in: English

If it's locked and tagged - Stay Clear.

This is a down-to-earth summary that asks many questions and provides answers about Lockout / Tagout rules and hazardous energy control procedures. If employees cannot correctly answer these questions they need further safety training as the big prize when getting this test right could be saving their own or somebody else's life!



119



[zoom](#)

Available in: English

Lockout/Tagout rules means DON'T TOUCH.

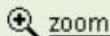
Risk should never be part of the job and won't be if ALL the rules are followed. The focus of this topic explains why employees must STEER CLEAR of factory equipment that is locked and tagged out. Many warnings are included; all intended to protect employees. Remember, ONLY authorized workers are allowed to touch!

Respect Locks and Tags. They prevent injuries



- * A lock and tag protects someone who is otherwise at risk
- * Electrical energy is invisible. Locking out and tagging is the only sure way to de-energize electrically powered equipment

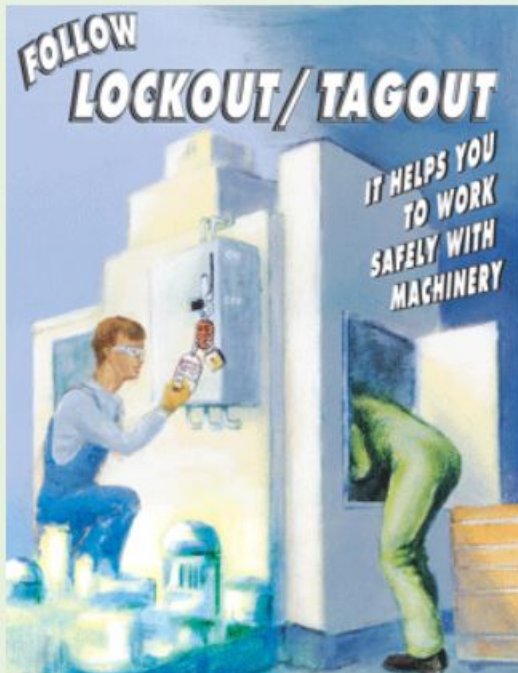
91



Available in: English

Respect Locks and Tags. They prevent injuries.

Knowing how to correctly follow a Lockout / Tagout plan is very similar to navigating through fast running river rapids. You respect it and take NO chances The strict, step-by-step rules show why tags and locks MUST be respected only allowing authorized Lockout / Tagout maintenance workers to successfully shut down and service machines.



69




Available in: English, French, Spanish

Control of Hazardous Energy

Tell employees why Locks and Tags mean 'Hands Off'. The directions offered here are intended to help authorized 'Lockout / Tagout' operators and machine operators work together safely. Reasons why employees must always comply with energy control procedures when machines shut down for maintenance and strictly follow Lockout / Tagout rules are strongly emphasized.



1



Available in: English, French, Spanish

Let's all follow Lockout/Tagout procedures


The intention of this Safety Outline is to familiarize employees with the term "Lockout / Tagout" and the various company rules that apply. The theme highlights certain illustrations that include an example showing that even disconnecting a power switch may not make a machine completely safe. This is a good introduction for immature industrial workers.

#S1111

But I'm a Wizard at taking shortcuts!

**CLICK TO REQUEST
FREE SAMPLE**

Available in: English, Spanish



Wall Posters

Place Lockout / Tagout Wall Posters at strategic points in your facility to publicize the theme of the month in a short visual message. 11' x 17' Safety Bulletin Posters go into more detail, offering valuable safety tips. We also have Frames available for all sizes.

Traditional Graphic Poster Sizes: 15'x20' and 11'x17'
Simpson Poster Sizes: 17'x22' and 11'x17'

Table Tents


Place Lockout / Tagout table tents in your lunch room and break rooms so your employees can read the safety message on their own time. One of the panels has the repeated topic graphic, and the other 2 sides have supporting text and images.



Size: 8' in height

Employee Safety Cards and Quizzes

Lockout / Tagout Employee Safety Cards match the poster theme of the month, and contain summary information to match your Safety Meeting Outline. The Lockout / Tagout Scratch Off Quizzes ensure everyone was paying attention. Like a lottery ticket, they create excitement in the safety meeting. When handed back in, they provide a record of who attended the session.



Employee Safety Card Size: 4 Pages Folded to 3.5'x5'
Scratch off Quiz Card Size: 3.5'x5'

Safety Meeting Outlines

Safety Lockout / Tagout Meeting Outlines contain a complete guideline for your supervisors to run a productive and motivating meeting-step by step. There is space provided for you to customize and add your own notes. It will help you keep your meeting on schedule and on topic.



Size: 4 pages folded to 8.5' x 11'

#2037

Lockout / Tagout - The safe way to avoid the release of unwanted hazardous energy.

CLICK TO REQUEST FREE SAMPLE

Available in: English, French, Spanish



Wall Posters

Place Lockout / Tagout Wall Posters at strategic points in your facility to publicize the theme of the month in a short visual message. 11' x 17' Safety Bulletin Posters go into more detail, offering valuable safety tips. We also have Frames available for all sizes.

Traditional Graphic Poster Sizes: 15'x20' and 11'x17'
Simpson Poster Sizes: 17'x22' and 11'x17'

Table Tents

Place Lockout / Tagout table tents in your lunch room and break rooms so your employees can read the safety message on their own time. One of the panels has the repeated topic graphic, and the other 2 sides have supporting text and images.



Size: 8' in height

Employee Safety Cards and Quizzes

Lockout / Tagout Employee Safety Cards match the poster theme of the month, and contain summary information to match your Safety Meeting Outline. The Lockout / Tagout Scratch Off Quizzes ensure everyone was paying attention. Like a lottery ticket, they create excitement in the safety meeting. When handed back in, they provide a record of who attended the session.



Employee Safety Card Size: 4 Pages Folded to 3.5'x5'
Scratch off Quiz Card Size: 3.5'x5'

Safety Meeting Outlines

Safety Lockout / Tagout Meeting Outlines contain a complete guideline for your supervisors to run a productive and motivating meeting-step by step. There is space provided for you to customize and add your own notes. It will help you keep your meeting on schedule and on topic.



Size: 4 pages folded to 8.5' x 11'

Available in: English, French, Spanish

Lockout/Tagout Prevents Unpleasant Surprises!



Wall Posters

Place Lockout / Tagout Wall Posters at strategic points in your facility to publicize the theme of the month in a short visual message. 11' x 17' Safety Bulletin Posters go into more detail, offering valuable safety tips. We also have Frames available for all sizes.

Traditional Graphic Poster Sizes: 15'x20' and 11'x17'
Simpson Poster Sizes: 17'x22' and 11'x17'

Table Tents

Place Lockout / Tagout table tents in your lunch room and break rooms so your employees can read the safety message on their own time. One of the panels has the repeated topic graphic, and the other 2 sides have supporting text and images.



Size: 8' in height

Employee Safety Cards and Quizzes

Lockout / Tagout Employee Safety Cards match the poster theme of the month, and contain summary information to match your Safety Meeting Outline. The Lockout / Tagout Scratch Off Quizzes ensure everyone was paying attention. Like a lottery ticket, they create excitement in the safety meeting. When handed back in, they provide a record of who attended the session.



Employee Safety Card Size: 4 Pages Folded to 3.5'x5'
Scratch off Quiz Card Size: 3.5'x5'

Safety Meeting Outlines

Safety Lockout / Tagout Meeting Outlines contain a complete guideline for your supervisors to run a productive and motivating meeting-step by step. There is space provided for you to customize and add your own notes. It will help you keep your meeting on schedule and on topic.



Size: 4 pages folded to 8.5' x 11'

Available in: English

Respect Locks and Tags. They prevent injuries



- A lock and tag protects someone who is otherwise at risk
- Electrical energy is invisible. Locking out and tagging is the only sure way to de-energize electrically powered equipment

If you are affected by lockout/tagout:

- Do not touch the equipment until you are instructed to do so.
- Do not disconnect a power source or try to fix a problem when a lockout and/or tagout is in place.
- Report any lockout and/or tagout problem to your supervisor. Do not touch the equipment until you are instructed to do so.

Respect Locks and Tags. They prevent injuries.

For Lockout/Tagout, an authorized and qualified person follows these GENERAL PROCEDURES:

Preparation for lockout/tagout:

- All those affected shall give an adequate warning and allow tagged-out persons time to stop.
- Notify the equipment operator or supervisor.
- De-energize the equipment and isolate it from all energy sources.
- Lockout and tagout all energy sources.
- Verify that all energy sources are de-energized.
- Lockout and tagout the equipment in the required manner.

Lockout/tagout:

- Lockout and tagout all energy sources using an approved lock and tag. Do not permit work to be performed until the lock and tag are removed. Do not remove a lock or tag until you are instructed to do so.
- Remove the lock and tag.
- Notify the equipment operator or supervisor.
- Verify that all energy sources are de-energized.
- Lockout and tagout the equipment in the required manner.

After lockout/tagout:

- Notify the equipment operator or supervisor.
- Verify that all energy sources are de-energized.
- Lockout and tagout the equipment in the required manner.

Wall Posters

Place Lockout / Tagout Wall Posters at strategic points in your facility to publicize the theme of the month in a short visual message. 11' x 17' Safety Bulletin Posters go into more detail, offering valuable safety tips. We also have Frames available for all sizes.

Traditional Graphic Poster Sizes: 15'x20' and 11'x17'
Simpson Poster Sizes: 17'x22' and 11'x17'

Table Tents

Place Lockout / Tagout table tents in your lunch room and break rooms so your employees can read the safety message on their own time. One of the panels has the repeated topic graphic, and the other 2 sides have supporting text and images.



Size: 8' in height

Employee Safety Cards and Quizzes

Lockout / Tagout Employee Safety Cards match the poster theme of the month, and contain summary information to match your Safety Meeting Outline. The Lockout / Tagout Scratch Off Quizzes ensure everyone was paying attention. Like a lottery ticket, they create excitement in the safety meeting. When handed back in, they provide a record of who attended the session.

Respect Locks and Tags. They prevent injuries.

Quiz #

1. Lockout and tagout are required for all electrical equipment.

2. Lockout and tagout are required for all mechanical equipment.

3. Lockout and tagout are required for all hydraulic equipment.

4. Lockout and tagout are required for all pneumatic equipment.

5. Lockout and tagout are required for all other equipment.

Name: _____

Signature: _____

Employee Safety Card Size: 4 Pages Folded to 3.5'x5'
Scratch off Quiz Card Size: 3.5'x5'

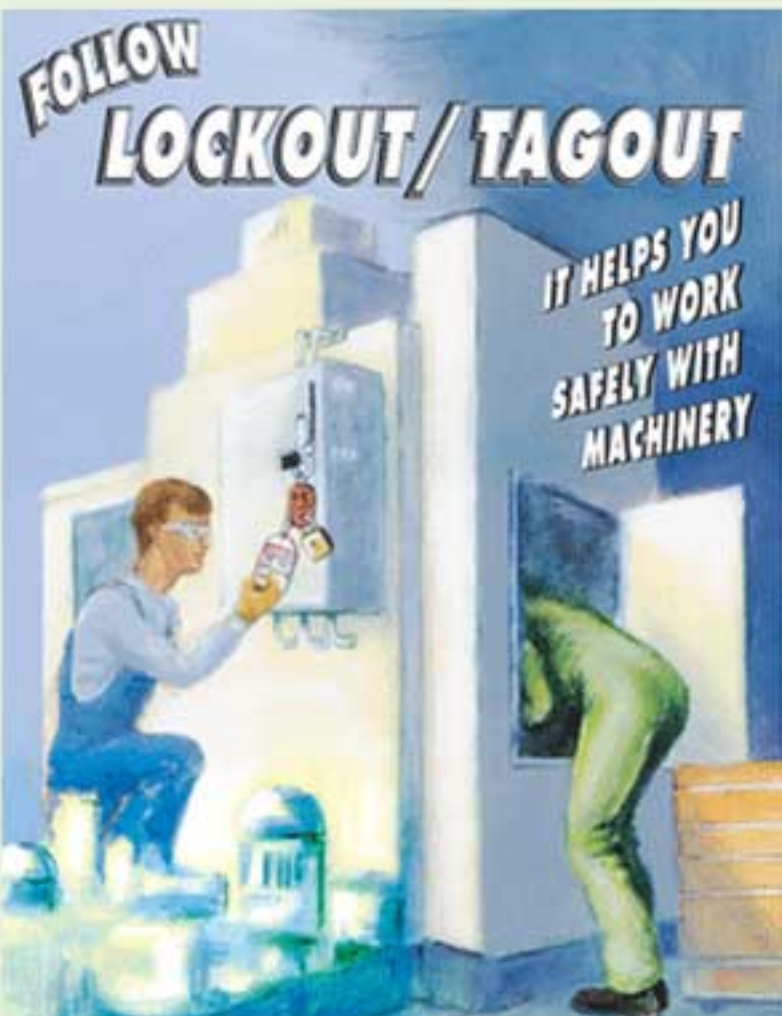
Safety Meeting Outlines

Safety Lockout / Tagout Meeting Outlines contain a complete guideline for your supervisors to run a productive and motivating meeting-step by step. There is space provided for you to customize and add your own notes. It will help you keep your meeting on schedule and on topic.



Size: 4 pages folded to 8.5' x 11'

Available in: English, French, Spanish



Employee Safety Cards and Quizzes

Lockout / Tagout Employee Safety Cards match the poster theme of the month, and contain summary information to match your Safety Meeting Outline. The Lockout / Tagout Scratch Off Quizzes ensure everyone was paying attention. Like a lottery ticket, they create excitement in the safety meeting. When handed back in, they provide a record of who attended the session.

Employee Safety Card Size: 4 Pages Folded to 3.5'x5'
 Scratch off Quiz Card Size: 3.5'x5'



Wall Posters

Place Lockout / Tagout Wall Posters at strategic points in your facility to publicize the theme of the month in a short visual message. 11' x 17' Safety Bulletin Posters go into more detail, offering valuable safety tips. We also have Frames available for all sizes.

Traditional Graphic Poster Sizes: 15'x20' and 11'x17'
 Simpson Poster Sizes: 17'x22' and 11'x17'

Table Tents

Place Lockout / Tagout table tents in your lunch room and break rooms so your employees can read the safety message on their own time. One of the panels has the repeated topic graphic, and the other 2 sides have supporting text and images.



Size: 8' in height

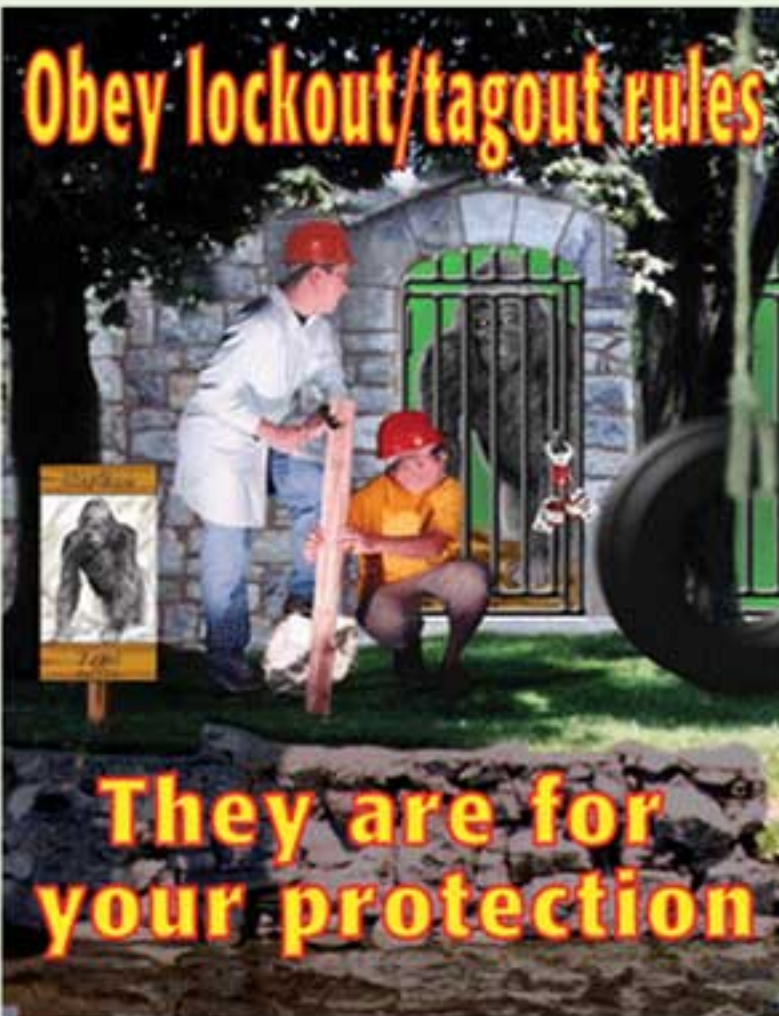
Safety Meeting Outlines

Safety Lockout / Tagout Meeting Outlines contain a complete guideline for your supervisors to run a productive and motivating meeting-step by step. There is space provided for you to customize and add your own notes. It will help you keep your meeting on schedule and on topic.



Size: 4 pages folded to 8.5' x 11'

Available in: English



Wall Posters

Place Lockout / Tagout Wall Posters at strategic points in your facility to publicize the theme of the month in a short visual message. 11' x 17' Safety Bulletin Posters go into more detail, offering valuable safety tips. We also have Frames available for all sizes.

Traditional Graphic Poster Sizes: 15'x20' and 11'x17'
Simpson Poster Sizes: 17'x22' and 11'x17'

Table Tents

Place Lockout / Tagout table tents in your lunch room and break rooms so your employees can read the safety message on their own time. One of the panels has the repeated topic graphic, and the other 2 sides have supporting text and images.



Size: 8' in height

Employee Safety Cards and Quizzes

Lockout / Tagout Employee Safety Cards match the poster theme of the month, and contain summary information to match your Safety Meeting Outline. The Lockout / Tagout Scratch Off Quizzes ensure everyone was paying attention. Like a lottery ticket, they create excitement in the safety meeting. When handed back in, they provide a record of who attended the session.



Employee Safety Card Size: 4 Pages Folded to 3.5'x5'
Scratch off Quiz Card Size: 3.5'x5'


Safety Meeting Outlines

Safety Lockout / Tagout Meeting Outlines contain a complete guideline for your supervisors to run a productive and motivating meeting-step by step. There is space provided for you to customize and add your own notes. It will help you keep your meeting on schedule and on topic.



Size: 4 pages folded to 8.5' x 11'

Available in: English



Wall Posters

Place Lockout / Tagout Wall Posters at strategic points in your facility to publicize the theme of the month in a short visual message. 11' x 17' Safety Bulletin Posters go into more detail, offering valuable safety tips. We also have Frames available for all sizes.

Traditional Graphic Poster Sizes: 15'x20' and 11'x17'
Simpson Poster Sizes: 17'x22' and 11'x17'

Table Tents

Place Lockout / Tagout table tents in your lunch room and break rooms so your employees can read the safety message on their own time. One of the panels has the repeated topic graphic, and the other 2 sides have supporting text and images.



Size: 8' in height

Employee Safety Cards and Quizzes

Lockout / Tagout Employee Safety Cards match the poster theme of the month, and contain summary information to match your Safety Meeting Outline. The Lockout / Tagout Scratch Off Quizzes ensure everyone was paying attention. Like a lottery ticket, they create excitement in the safety meeting. When handed back in, they provide a record of who attended the session.



Employee Safety Card Size: 4 Pages Folded to 3.5'x5'
Scratch off Quiz Card Size: 3.5'x5'

Safety Meeting Outlines

Safety Lockout / Tagout Meeting Outlines contain a complete guideline for your supervisors to run a productive and motivating meeting-step by step. There is space provided for you to customize and add your own notes. It will help you keep your meeting on schedule and on topic.



Size: 4 pages folded to 8.5' x 11'

Available in: English



Wall Posters

Place Lockout / Tagout Wall Posters at strategic points in your facility to publicize the theme of the month in a short visual message. 11' x 17' Safety Bulletin Posters go into more detail, offering valuable safety tips. We also have Frames available for all sizes.

Traditional Graphic Poster Sizes: 15'x20' and 11'x17'
Simpson Poster Sizes: 17'x22' and 11'x17'

Table Tents

Place Lockout / Tagout table tents in your lunch room and break rooms so your employees can read the safety message on their own time. One of the panels has the repeated topic graphic, and the other 2 sides have supporting text and images.



Size: 8' in height

Employee Safety Cards and Quizzes

Lockout / Tagout Employee Safety Cards match the poster theme of the month, and contain summary information to match your Safety Meeting Outline. The Lockout / Tagout Scratch Off Quizzes ensure everyone was paying attention. Like a lottery ticket, they create excitement in the safety meeting. When handed back in, they provide a record of who attended the session.



Employee Safety Card Size: 4 Pages Folded to 3.5'x5'
Scratch off Quiz Card Size: 3.5'x5'

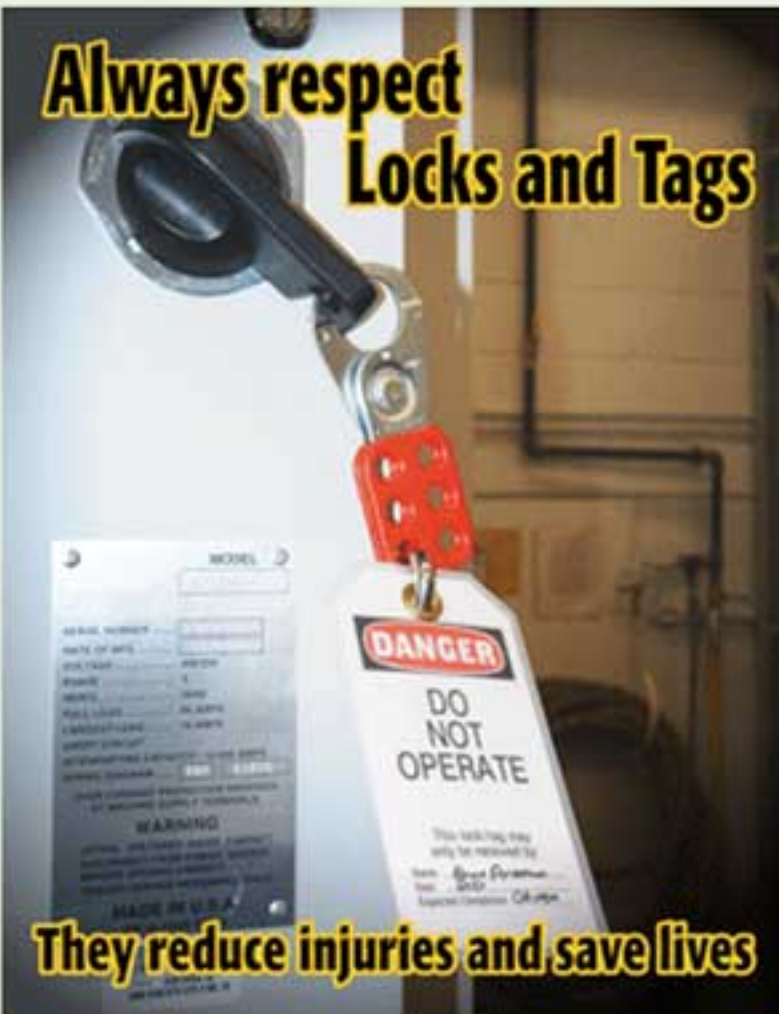
Safety Meeting Outlines

Safety Lockout / Tagout Meeting Outlines contain a complete guideline for your supervisors to run a productive and motivating meeting-step by step. There is space provided for you to customize and add your own notes. It will help you keep your meeting on schedule and on topic.



Size: 4 pages folded to 8.5' x 11'

Available in: English



Wall Posters

Place Lockout / Tagout Wall Posters at strategic points in your facility to publicize the theme of the month in a short visual message. 11' x 17' Safety Bulletin Posters go into more detail, offering valuable safety tips. We also have Frames available for all sizes.

Traditional Graphic Poster Sizes: 15'x20' and 11'x17'
Simpson Poster Sizes: 17'x22' and 11'x17'

Table Tents

Place Lockout / Tagout table tents in your lunch room and break rooms so your employees can read the safety message on their own time. One of the panels has the repeated topic graphic, and the other 2 sides have supporting text and images.



Size: 8' in height

Employee Safety Cards and Quizzes

Lockout / Tagout Employee Safety Cards match the poster theme of the month, and contain summary information to match your Safety Meeting Outline. The Lockout / Tagout Scratch Off Quizzes ensure everyone was paying attention. Like a lottery ticket, they create excitement in the safety meeting. When handed back in, they provide a record of who attended the session.



Employee Safety Card Size: 4 Pages Folded to 3.5'x5'
Scratch off Quiz Card Size: 3.5'x5'

Safety Meeting Outlines

Safety Lockout / Tagout Meeting Outlines contain a complete guideline for your supervisors to run a productive and motivating meeting-step by step. There is space provided for you to customize and add your own notes. It will help you keep your meeting on schedule and on topic.



Size: 4 pages folded to 8.5' x 11'

The Message Is Inescapable



www.worksafetyolutions.com.au

Tel: (02) 9280 4174