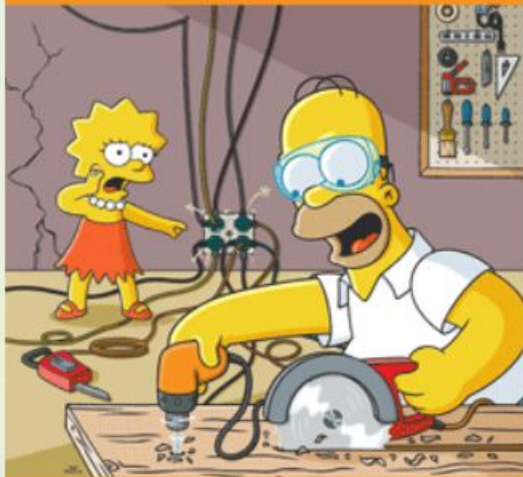



# BE PROACTIVE



## REPORT HAZARDS!

# S1130



zoom

Available in: English, Spanish


### Reporting hazards is easy; identifying them paramount.

Simultaneously handling two or more tasks can often be downright dangerous. Multitasking has its limitations with the difference between mental and physical multitasking immense. Learn from this four part topic how to continually review and assess ANY and ALL types of workplace hazard together with the necessary protective administrative and engineering control steps to take. IT'S ALL HERE!



## IDENTIFY HAZARDS IT'S EVERYONE'S RESPONSIBILITY

# 189

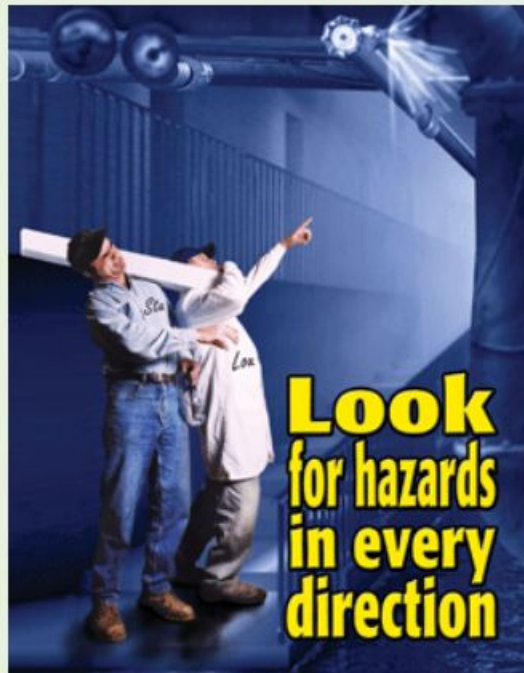


zoom


Available in: English

### Hazard Assessment...the never ending battle.

Is it better to watch jobs being done, than to do them? This is the challenge confronting safety officers looking for hazards. They may be "factory wizards" but they don't face day-to-day, hands-on work. This Outline lists the burden employers face ensuring everyone's safety. Learn and understand why everyday is a different challenge. GET INVOLVED. HELP THEM HELP YOU!



# 144



zoom

Available in: English, French, Spanish

### Look for hazards in every direction.

Loaded with information and safety assessment tips, this theme outlines reasons why a sharp lookout must be maintained for all workplace hazards. Besides offering a hazard assessment list, together with pertinent review procedures, the material also focuses on why every employee must constantly check for and report any departure from company safety standards.

# Identify Hazards

**It's everyone's  
responsibility**

# 101



[zoom](#)

**Available in:** English, French, Spanish

## **Identifying hazards is everyone's responsibility.**

The four parts of this topic are designed to cover the fundamental features of hazard assessment with a major focus on the origin of hazards in the workplace. It offers ways to expose these sources and then discusses how to review and remove them. Finally, it lists potential hazards and explains why daily due diligence is required from all employees.

#S1130

Reporting hazards is easy; identifying them paramount.

**CLICK TO REQUEST  
FREE SAMPLE**

Available in: English, Spanish

**BE PROACTIVE**



**REPORT HAZARDS!**

**BE PROACTIVE**



**REPORT HAZARDS!**

### Employee Safety Cards and Quizzes

Hazard Identification Employee Safety Cards match the poster theme of the month, and contain summary information to match your Safety Meeting Outline. The Hazard Identification Scratch Off Quizzes ensure everyone was paying attention. Like a lottery ticket, they create excitement in the safety meeting. When handed back in, they provide a record of who attended the session.



Employee Safety Card Size: 4 Pages Folded to 3.5'x5'  
Scratch off Quiz Card Size: 3.5'x5'

### Wall Posters

Place Hazard Identification Wall Posters at strategic points in your facility to publicize the theme of the month in a short visual message. 11' x 17' Safety Bulletin Posters go into more detail, offering valuable safety tips. We also have Frames available for all sizes.

Traditional Graphic Poster Sizes: 15'x20' and 11'x17'  
Simpson Poster Sizes: 17'x22' and 11'x17'

### Table Tents

Place Hazard Identification table tents in your lunch room and break rooms so your employees can read the safety message on their own time. One of the panels has the repeated topic graphic, and the other 2 sides have supporting text and images.



Size: 8' in height

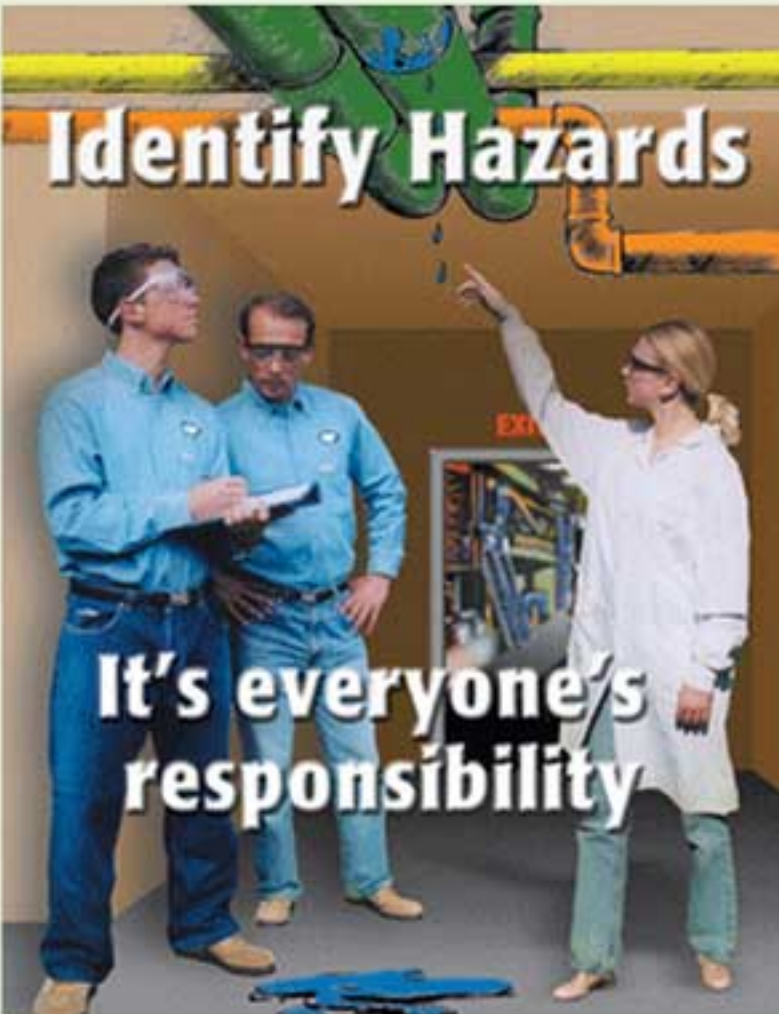
### Safety Meeting Outlines

Safety Hazard Identification Meeting Outlines contain a complete guideline for your supervisors to run a productive and motivating meeting-step by step. There is space provided for you to customize and add your own notes. It will help you keep your meeting on schedule and on topic.



Size: 4 pages folded to 8.5' x 11'

Available in: English, French, Spanish



### Wall Posters

Place Hazard Identification Wall Posters at strategic points in your facility to publicize the theme of the month in a short visual message. 11' x 17' Safety Bulletin Posters go into more detail, offering valuable safety tips. We also have Frames available for all sizes.

Traditional Graphic Poster Sizes: 15'x20' and 11'x17'  
Simpson Poster Sizes: 17'x22' and 11'x17'

### Table Tents

Place Hazard Identification table tents in your lunch room and break rooms so your employees can read the safety message on their own time. One of the panels has the repeated topic graphic, and the other 2 sides have supporting text and images.



Size: 8' in height

### Employee Safety Cards and Quizzes

Hazard Identification Employee Safety Cards match the poster theme of the month, and contain summary information to match your Safety Meeting Outline. The Hazard Identification Scratch Off Quizzes ensure everyone was paying attention. Like a lottery ticket, they create excitement in the safety meeting. When handed back in, they provide a record of who attended the session.



Employee Safety Card Size: 4 Pages Folded to 3.5'x5'  
Scratch off Quiz Card Size: 3.5'x5'

### Safety Meeting Outlines

Safety Hazard Identification Meeting Outlines contain a complete guideline for your supervisors to run a productive and motivating meeting-step by step. There is space provided for you to customize and add your own notes. It will help you keep your meeting on schedule and on topic.



Size: 4 pages folded to 8.5' x 11'

Available in: English



**IDENTIFY HAZARDS  
IT'S EVERYONE'S RESPONSIBILITY**



**IDENTIFY HAZARDS  
IT'S EVERYONE'S RESPONSIBILITY**

## Wall Posters

Place Hazard Identification Wall Posters at strategic points in your facility to publicize the theme of the month in a short visual message. 11' x 17' Safety Bulletin Posters go into more detail, offering valuable safety tips. We also have Frames available for all sizes.

Traditional Graphic Poster Sizes: 15'x20' and 11'x17'  
Simpson Poster Sizes: 17'x22' and 11'x17'

## Table Tents

Place Hazard Identification table tents in your lunch room and break rooms so your employees can read the safety message on their own time. One of the panels has the repeated topic graphic, and the other 2 sides have supporting text and images.



Size: 8' in height

## Employee Safety Cards and Quizzes

Hazard Identification Employee Safety Cards match the poster theme of the month, and contain summary information to match your Safety Meeting Outline. The Hazard Identification Scratch Off Quizzes ensure everyone was paying attention. Like a lottery ticket, they create excitement in the safety meeting. When handed back in, they provide a record of who attended the session.



Employee Safety Card Size: 4 Pages Folded to 3.5'x5'  
Scratch off Quiz Card Size: 3.5'x5'

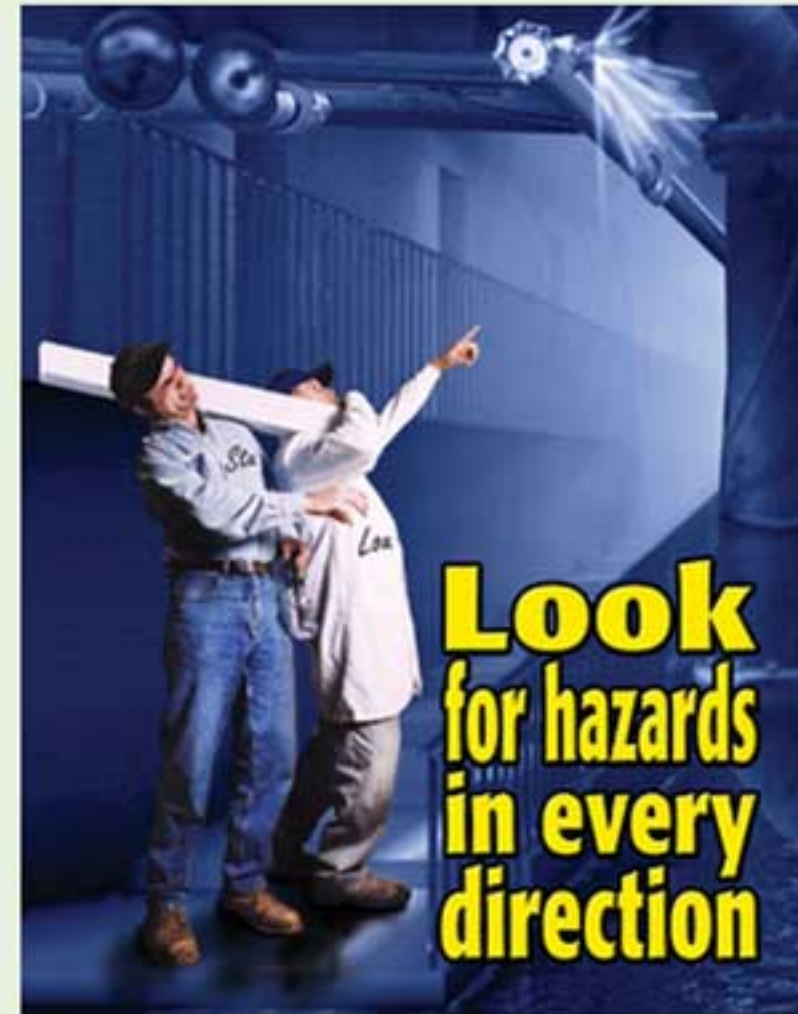
## Safety Meeting Outlines

Safety Hazard Identification Meeting Outlines contain a complete guideline for your supervisors to run a productive and motivating meeting-step by step. There is space provided for you to customize and add your own notes. It will help you keep your meeting on schedule and on topic.



Size: 4 pages folded to 8.5' x 11'

Available in: English, French, Spanish



### Wall Posters

Place Hazard Identification Wall Posters at strategic points in your facility to publicize the theme of the month in a short visual message. 11' x 17' Safety Bulletin Posters go into more detail, offering valuable safety tips. We also have Frames available for all sizes.

Traditional Graphic Poster Sizes: 15'x20' and 11'x17'  
Simpson Poster Sizes: 17'x22' and 11'x17'

### Table Tents

Place Hazard Identification table tents in your lunch room and break rooms so your employees can read the safety message on their own time. One of the panels has the repeated topic graphic, and the other 2 sides have supporting text and images.



Size: 8' in height

### Employee Safety Cards and Quizzes

Hazard Identification Employee Safety Cards match the poster theme of the month, and contain summary information to match your Safety Meeting Outline. The Hazard Identification Scratch Off Quizzes ensure everyone was paying attention. Like a lottery ticket, they create excitement in the safety meeting. When handed back in, they provide a record of who attended the session.



Employee Safety Card Size: 4 Pages Folded to 3.5'x5'  
Scratch off Quiz Card Size: 3.5'x5'

### Safety Meeting Outlines

Safety Hazard Identification Meeting Outlines contain a complete guideline for your supervisors to run a productive and motivating meeting-step by step. There is space provided for you to customize and add your own notes. It will help you keep your meeting on schedule and on topic.



Size: 4 pages folded to 8.5' x 11'

# The Message Is Inescapable



[www.worksafetyolutions.com.au](http://www.worksafetyolutions.com.au)

**Tel: (02) 9280 4174**