

STAY ALERT

NEAR MOVING EQUIPMENT



HAZARDS COME FROM ALL DIRECTIONS

S1118




zoom

Available in: English, Spanish

Hazards come from all directions.

Drivers must really concentrate on what they are doing to prevent accidents. Sound advice, but pedestrians must look out too. This Outline is divided into three parts, Driving safety, the limitation of material handling safety, maintenance and repair. Used wisely these safety rules can save many anxious moments. Don't believe that stupid risks make life worth living.



2025

zoom

Available in: English, French, Spanish

Keep a sharp lookout - hazards come from all directions

Used as an introduction to the safe use of forklifts and other powered vehicles, it also lists a wide variety of injuries caused by carelessness. Besides offering equipment driving advice and material handling safety it underlines the importance of workers keeping a sharp lookout at all times. MORE THAN JUST A GOOD PRIMER!



Stay Alert Near MOVING EQUIPMENT!

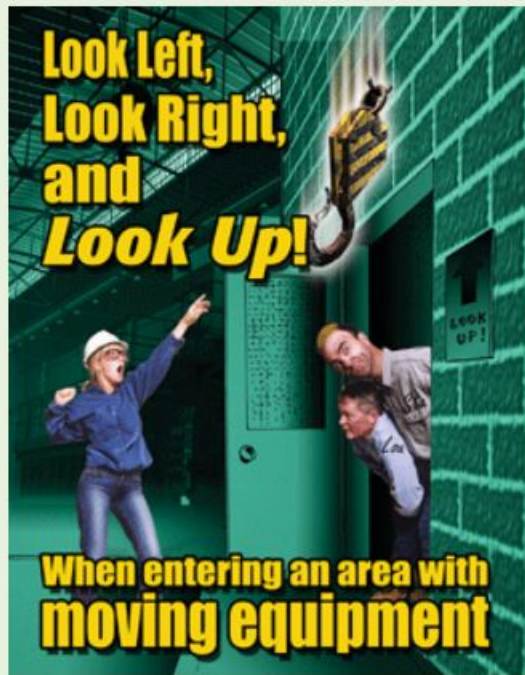
197

zoom

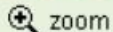
Available in: English

Daydreaming means Danger! Stay Alert.

Daydreaming probably leads to thousands of stupid mistakes every year, hours of lost productivity and millions of dollars wasted. This Outline highlights many specific instances that can lead to serious injuries or fatalities. Besides offering advice to pedestrians, it focuses on driving education for moving equipment and material handling skills. Alert today – alive tomorrow!



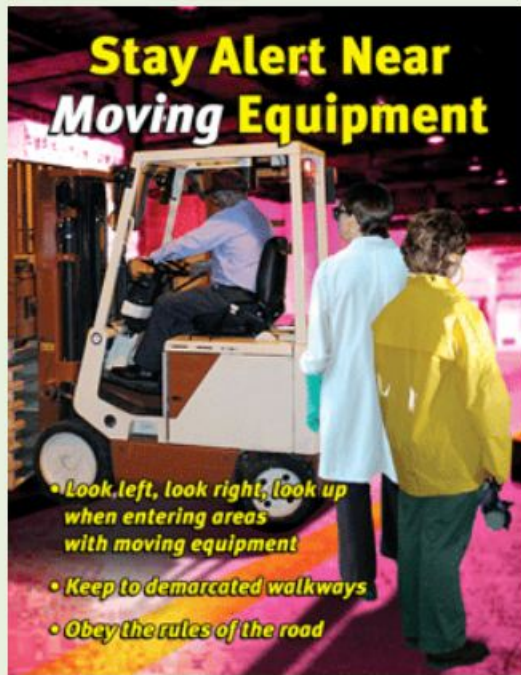
152



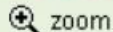
Available in: English

Look left, look right and look up when entering an area with moving equipment.

Human error is always a major safety problem and people must constantly be alert when entering areas that contain moving equipment. Knowing reasons how or why injuries happen will help workers learn and better understand pedestrian safety rules. Think of this topic as Pure Mathematics: 'Rules of the Road' plus LOOKING UP, equals PERSONAL SAFETY.




137



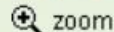
Available in: English, French

Stay alert near moving equipment.

A great refresher for experienced operators. It not only studies why injuries happen but also expects operators to discuss if such safety opportunities can be applied in their own work area. Rules are included for pedestrians and equipment operators moving about the plant. Additionally, it concentrates on driving safety, material handling safety and equipment maintenance.



96



Available in: English, Spanish

Keep a sharp lookout near moving equipment.

Among other things, this topic focuses on 'Rules of the Road'. Walking about a plant is very similar to crossing a major highway and important advice is offered here: when to go and when to stop. However, unlike a highway where you look left and look right, you must always LOOK UP as well.


PEDESTRIANS...



**STAY ALERT NEAR
MOVING EQUIPMENT!**



67



zoom

Available in: English, Spanish

Stay alert near moving equipment.

Are these topics about Forklift Trucks? Yes, but pedestrians must watch out too. Help your teams realize why pedestrian safety is a leading priority near moving equipment, particularly overhead cranes. Moving equipment operators already have many safety responsibilities, so pedestrians must let them do their job safely by staying out of the way.

#S1118

Hazards come from all directions.

**CLICK TO REQUEST
FREE SAMPLE**

Available in: English, Spanish



Employee Safety Cards and Quizzes

Forklift Moving Equipment Employee Safety Cards match the poster theme of the month, and contain summary information to match your Safety Meeting Outline. The Forklift Moving Equipment Scratch Off Quizzes ensure everyone was paying attention. Like a lottery ticket, they create excitement in the safety meeting. When handed back in, they provide a record of who attended the session.



Employee Safety Card Size: 4 Pages Folded to 3.5'x5'
Scratch off Quiz Card Size: 3.5'x5'

Wall Posters

Place Forklift Moving Equipment Wall Posters at strategic points in your facility to publicize the theme of the month in a short visual message. 11' x 17' Safety Bulletin Posters go into more detail, offering valuable safety tips. We also have Frames available for all sizes.

Traditional Graphic Poster Sizes: 15'x20' and 11'x17'
Simpson Poster Sizes: 17'x22' and 11'x17'

Table Tents

Place Forklift Moving Equipment table tents in your lunch room and break rooms so your employees can read the safety message on their own time. One of the panels has the repeated topic graphic, and the other 2 sides have supporting text and images.



Size: 8' in height

Safety Meeting Outlines

Safety Forklift Moving Equipment Meeting Outlines contain a complete guideline for your supervisors to run a productive and motivating meeting-step by step. There is space provided for you to customize and add your own notes. It will help you keep your meeting on schedule and on topic.



Size: 4 pages folded to 8.5' x 11'

Available in: English



Wall Posters

Place Forklift Moving Equipment Wall Posters at strategic points in your facility to publicize the theme of the month in a short visual message. 11' x 17' Safety Bulletin Posters go into more detail, offering valuable safety tips. We also have Frames available for all sizes.

Traditional Graphic Poster Sizes: 15'x20' and 11'x17'
Simpson Poster Sizes: 17'x22' and 11'x17'

Table Tents

Place Forklift Moving Equipment table tents in your lunch room and break rooms so your employees can read the safety message on their own time. One of the panels has the repeated topic graphic, and the other 2 sides have supporting text and images.



Size: 8' in height

Employee Safety Cards and Quizzes

Forklift Moving Equipment Employee Safety Cards match the poster theme of the month, and contain summary information to match your Safety Meeting Outline. The Forklift Moving Equipment Scratch Off Quizzes ensure everyone was paying attention. Like a lottery ticket, they create excitement in the safety meeting. When handed back in, they provide a record of who attended the session.



Employee Safety Card Size: 4 Pages Folded to 3.5'x5'
Scratch off Quiz Card Size: 3.5'x5'

Safety Meeting Outlines

Safety Forklift Moving Equipment Meeting Outlines contain a complete guideline for your supervisors to run a productive and motivating meeting-step by step. There is space provided for you to customize and add your own notes. It will help you keep your meeting on schedule and on topic.

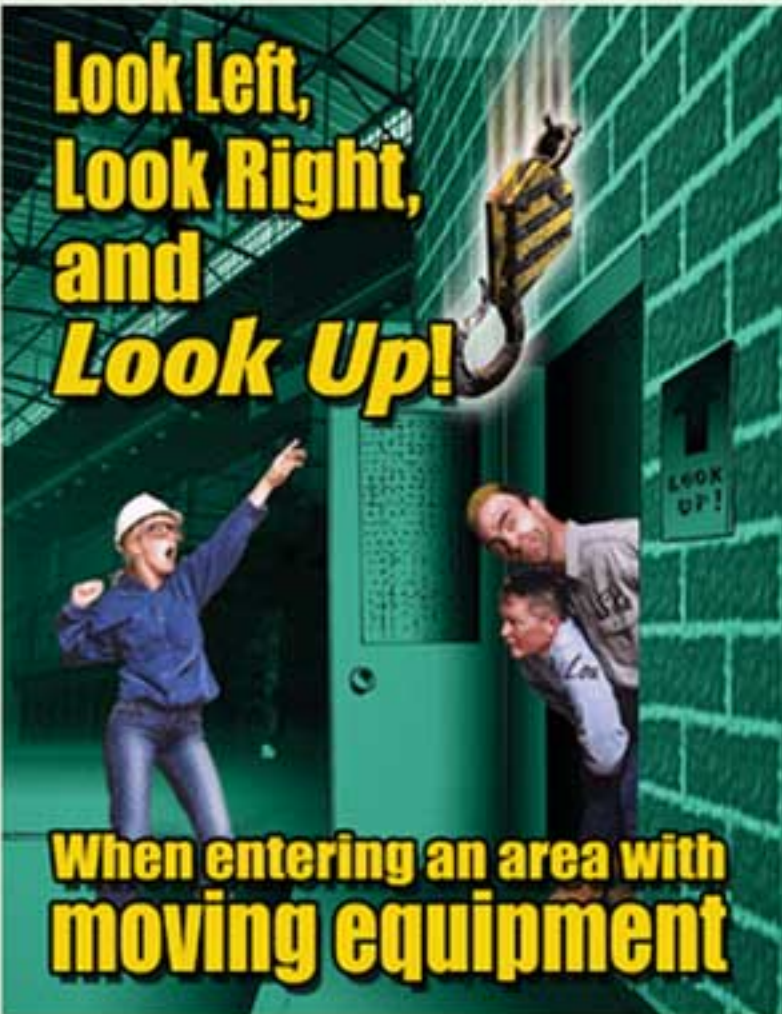


Size: 4 pages folded to 8.5' x 11'

Look left, look right and look up when entering an area with moving equipment.

CLICK TO REQUEST FREE SAMPLE

Available in: English



Wall Posters

Place Forklift Moving Equipment Wall Posters at strategic points in your facility to publicize the theme of the month in a short visual message. 11' x 17' Safety Bulletin Posters go into more detail, offering valuable safety tips. We also have Frames available for all sizes.

Traditional Graphic Poster Sizes: 15'x20' and 11'x17'
Simpson Poster Sizes: 17'x22' and 11'x17'

Table Tents

Place Forklift Moving Equipment table tents in your lunch room and break rooms so your employees can read the safety message on their own time. One of the panels has the repeated topic graphic, and the other 2 sides have supporting text and images.



Size: 8' in height

Employee Safety Cards and Quizzes

Forklift Moving Equipment Employee Safety Cards match the poster theme of the month, and contain summary information to match your Safety Meeting Outline. The Forklift Moving Equipment Scratch Off Quizzes ensure everyone was paying attention. Like a lottery ticket, they create excitement in the safety meeting. When handed back in, they provide a record of who attended the session.



Employee Safety Card Size: 4 Pages Folded to 3.5'x5'
Scratch off Quiz Card Size: 3.5'x5'

Safety Meeting Outlines

Safety Forklift Moving Equipment Meeting Outlines contain a complete guideline for your supervisors to run a productive and motivating meeting-step by step. There is space provided for you to customize and add your own notes. It will help you keep your meeting on schedule and on topic.



Available in: English, French

Wall Posters

Place Forklift Moving Equipment Wall Posters at strategic points in your facility to publicize the theme of the month in a short visual message. 11' x 17' Safety Bulletin Posters go into more detail, offering valuable safety tips. We also have Frames available for all sizes.

Traditional Graphic Poster Sizes: 15'x20' and 11'x17'
Simpson Poster Sizes: 17'x22' and 11'x17'

Table Tents

Place Forklift Moving Equipment table tents in your lunch room and break rooms so your employees can read the safety message on their own time. One of the panels has the repeated topic graphic, and the other 2 sides have supporting text and images.



Size: 8' in height

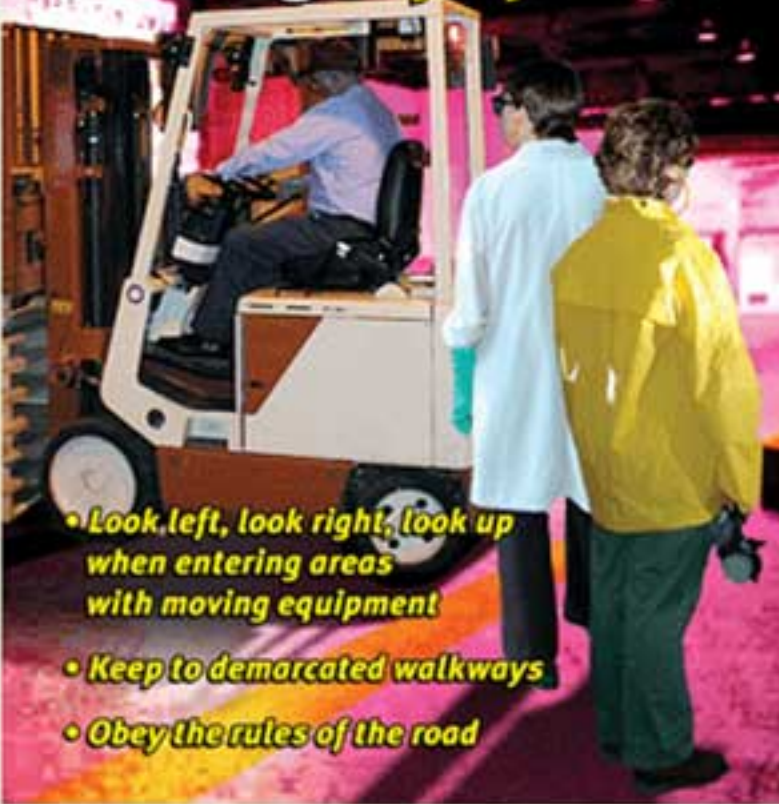
Safety Meeting Outlines

Safety Forklift Moving Equipment Meeting Outlines contain a complete guideline for your supervisors to run a productive and motivating meeting-step by step. There is space provided for you to customize and add your own notes. It will help you keep your meeting on schedule and on topic.



Size: 4 pages folded to 8.5' x 11'

Stay Alert Near Moving Equipment



Stay Alert Near Moving Equipment

On entering an area containing moving equipment . . .

- Pause and look about you. Look left, look right, look up.
- Keep to demarcated walkways.
- Obey the rules of the road.

Don't make the mistake of ignoring equipment that is moving about constantly in your work area. Need warning buzzers, be alert to flashing lights.

Help operators of moving equipment to avoid accidents. Watch out, making eye contact with the driver, be aware of lines of travel and the tasks in which moving equipment is involved.

Respect the rules for operating moving equipment

- Do not ride on moving equipment unless it is specifically designed to accommodate passengers, and the operator has agreed to carry you. If blind, seat belts must be worn.
- Only authorized and certified personnel may operate moving equipment.
- While operators are expected to watch where they are going, to secure their loads, avoid falling, and to avoid collisions with pedestrians, you are also responsible for your own safety.

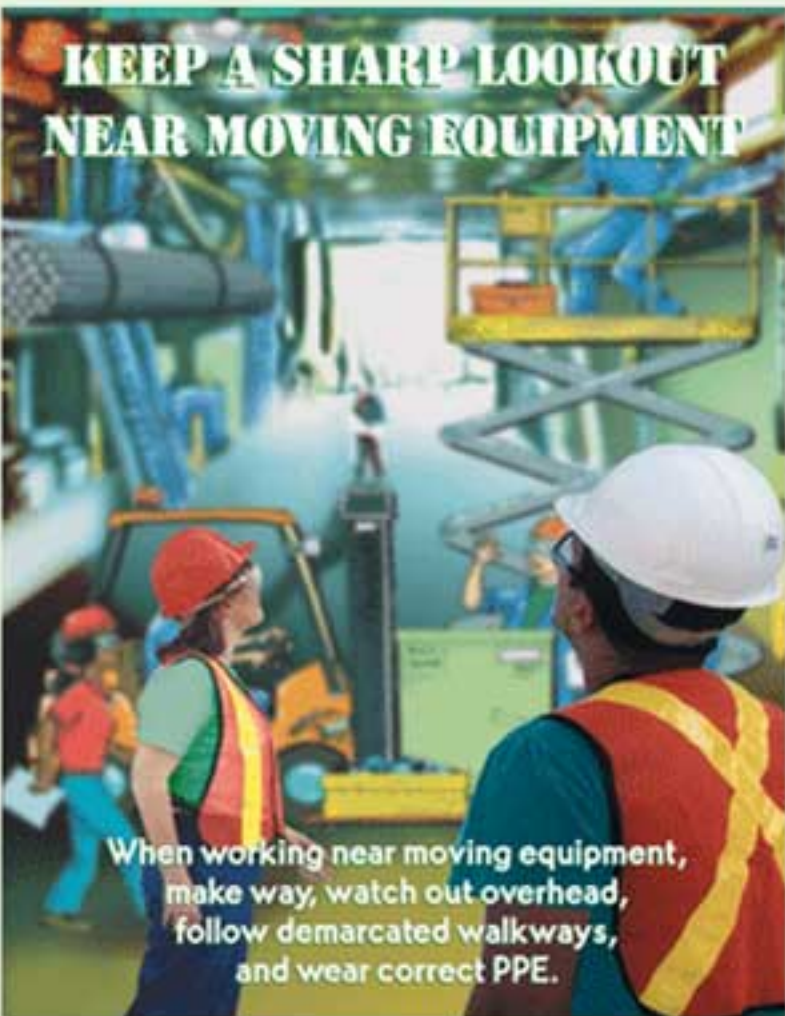
Employee Safety Cards and Quizzes

Forklift Moving Equipment Employee Safety Cards match the poster theme of the month, and contain summary information to match your Safety Meeting Outline. The Forklift Moving Equipment Scratch Off Quizzes ensure everyone was paying attention. Like a lottery ticket, they create excitement in the safety meeting. When handed back in, they provide a record of who attended the session.



Employee Safety Card Size: 4 Pages Folded to 3.5'x5'
Scratch off Quiz Card Size: 3.5'x5'

Available in: English, Spanish



Wall Posters

Place Forklift Moving Equipment Wall Posters at strategic points in your facility to publicize the theme of the month in a short visual message. 11' x 17' Safety Bulletin Posters go into more detail, offering valuable safety tips. We also have Frames available for all sizes.

Traditional Graphic Poster Sizes: 15'x20' and 11'x17'
Simpson Poster Sizes: 17'x22' and 11'x17'

Table Tents

Place Forklift Moving Equipment table tents in your lunch room and break rooms so your employees can read the safety message on their own time. One of the panels has the repeated topic graphic, and the other 2 sides have supporting text and images.



Size: 8' in height

Employee Safety Cards and Quizzes

Forklift Moving Equipment Employee Safety Cards match the poster theme of the month, and contain summary information to match your Safety Meeting Outline. The Forklift Moving Equipment Scratch Off Quizzes ensure everyone was paying attention. Like a lottery ticket, they create excitement in the safety meeting. When handed back in, they provide a record of who attended the session.



Employee Safety Card Size: 4 Pages Folded to 3.5'x5'
Scratch off Quiz Card Size: 3.5'x5'

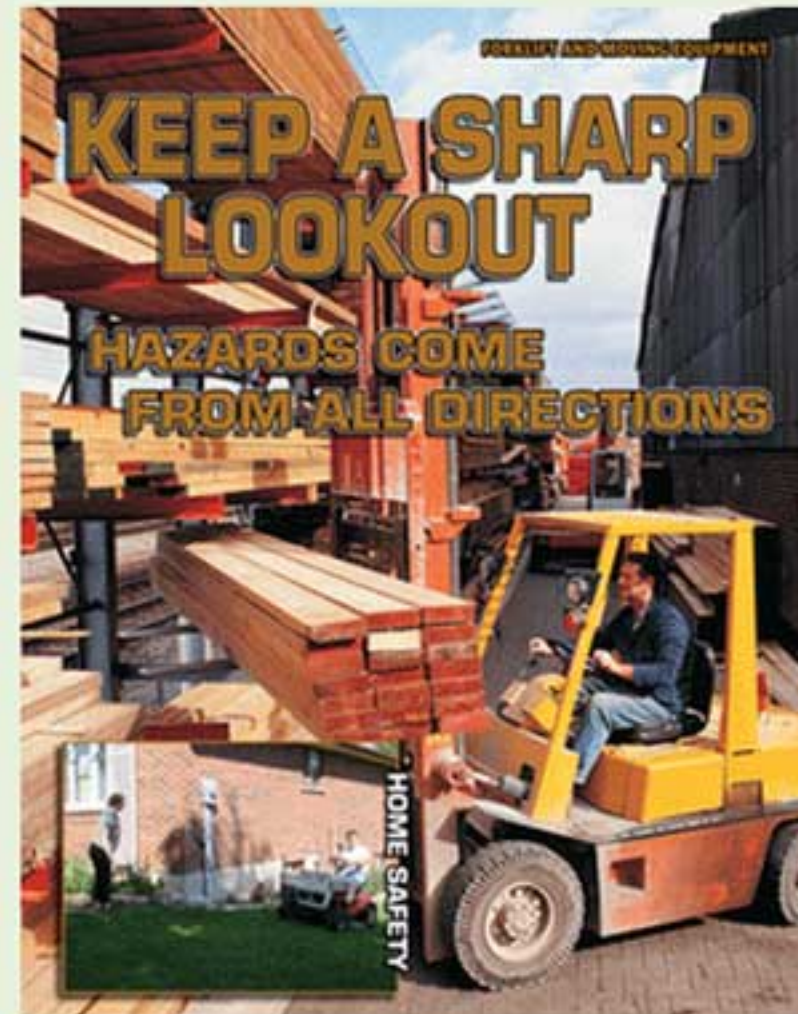
Safety Meeting Outlines

Safety Forklift Moving Equipment Meeting Outlines contain a complete guideline for your supervisors to run a productive and motivating meeting-step by step. There is space provided for you to customize and add your own notes. It will help you keep your meeting on schedule and on topic.



Size: 4 pages folded to 8.5' x 11'

Available in: English, French, Spanish



Wall Posters

Place Forklift Moving Equipment Wall Posters at strategic points in your facility to publicize the theme of the month in a short visual message. 11' x 17' Safety Bulletin Posters go into more detail, offering valuable safety tips. We also have Frames available for all sizes.

Traditional Graphic Poster Sizes: 15'x20' and 11'x17'
Simpson Poster Sizes: 17'x22' and 11'x17'

Table Tents

Place Forklift Moving Equipment table tents in your lunch room and break rooms so your employees can read the safety message on their own time. One of the panels has the repeated topic graphic, and the other 2 sides have supporting text and images.



Size: 8' in height

Employee Safety Cards and Quizzes

Forklift Moving Equipment Employee Safety Cards match the poster theme of the month, and contain summary information to match your Safety Meeting Outline. The Forklift Moving Equipment Scratch Off Quizzes ensure everyone was paying attention. Like a lottery ticket, they create excitement in the safety meeting. When handed back in, they provide a record of who attended the session.



Employee Safety Card Size: 4 Pages Folded to 3.5'x5'
Scratch off Quiz Card Size: 3.5'x5'

Safety Meeting Outlines

Safety Forklift Moving Equipment Meeting Outlines contain a complete guideline for your supervisors to run a productive and motivating meeting-step by step. There is space provided for you to customize and add your own notes. It will help you keep your meeting on schedule and on topic.



Size: 4 pages folded to 8.5' x 11'

The Message Is Inescapable



www.worksafetyolutions.com.au

Tel: (02) 9280 4174